




Student Gallery

www.leahhiggins.co.uk



Anna Owen



Anna was one of my Creative Surface Design students and made these beautiful wall hangings from fabric printed during the course.

Barrier (left) and Brink (right)
(45 x 21 inches)

urban
studio
north

Annie Henderson-Begg



Large double bed quilt made from fabrics printed during the five day Breakdown Your Palette workshop. Detail shows the free machine quilting Annie used.

urban
studio
north

Belinda Shaw



Combination of breakdown
printing with fabrics layered
on top and hand stitching

urban
studio
north

Bernice Hopper



Two wall hangings made with fabric from the Breakdown Your Palette workshop.

urban
studio
north

Bernice Hopper



Fabrics printed during five day Print, Stitch, Go! workshop.

Left: work in progress, later made into a book cover.

Right: Venice Triptych quilt.

Below: Venice Windows 77 x 31cm, stretched over canvas.

www.leahhiggins.co.uk

urban
studio
north

Debby Orange




Debby cut strips from her breakdown fabric and weaved them together to make these placemats. She applied two coats of Odicoat to them to make them wipeable.

www.leahhiggins.co.uk

urban
studio
north

Gill Taylor



Gill created a two sided free-standing piece. She used a piece of screen printed fabric for the Patriarchy side. The other side is called Roe vs Wade.

www.leahhiggins.co.uk

urban
studio
north

Hilary Jackson



Breakdown printed fabric with hand dyed fabric inserts and hand stitch. The method used for adding the inserts is one developed by Kathy Loomis.

www.leahhiggins.co.uk

urban
studio
north

Hilary Kimber



Hand stitch on top of selvages from breakdown printed fabrics. The finished piece is stretched over card.

www.leahhiggins.co.uk

urban
studio
north

Hilary Kimber




Breakdown printed fabrics in
black and rust brown.

www.leahhiggins.co.uk

urban
studio
north

Hilary Kimber



Stitched book using breakdown printed fabrics and hand stitch.

www.leahhiggins.co.uk

urban
studio
north

Hilary Kimber



Box bags made using breakdown printed fabrics.

www.leahhiggins.co.uk

urban
studio
north

Hilary Kimber



Hilary continues to slowly work through her collection of breakdown fabrics. This piece references an old advertising campaign by Spratts Cat Food with the tag line – 'puts pussy in fine form'. Not something you would use today! She has named the piece Subversive Pussy.

www.leahhiggins.co.uk

urban
studio
north

Jane Bracewell




Lavender bags and place mats made from fabrics printed during the five day Print Your Palette workshop.

www.leahhiggins.co.uk

urban
studio
north

Jane Muir



Breakdown printed using sticky back plastic resists. Mounted on card.

www.leahhiggins.co.uk

urban
studio
north

Janet Harris



Breakdown printed using sticky back plastic resists. Used to make book covers. The trim was made from fabric that had been scrapped with the contents of the dump pot created when breakdown printing.

www.leahhiggins.co.uk

urban
studio
north

Janet Willoughby



Breakdown printed fabrics
used to make dungarees

www.leahhiggins.co.uk

urban
studio
north

Jo Maguire



Breakdown Bottles (2023)

40 inches x 26.5 inches

Created for her City & Guilds course using a collection of
breakdown printed fabrics

www.leahhiggins.co.uk

urban
studio
north

Judy Tomlinson




Stage 20 Tour De France
The red fabric was printed by adding a layer of breakdown printing on top of a masking tape resist screen printed layer.

www.leahhiggins.co.uk

urban
studio
north

Judy Tomlinson



Breakdown printed fabric used as book cloth. Fabric on left was printed using a 'splatter' screen. Binding is Secret Belgium Binding.

www.leahhiggins.co.uk

urban
studio
north

Julia Raffo



Baby quilt: breakdown printed fabric in turquoise and magenta with hand dyed turquoise strips. The breakdown screen was a drawn line screen made using turquoise and magenta from squeeze bottles. It was printed using a mid-value turquoise.

www.leahhiggins.co.uk

urban
studio
north

Julia Raffo



Pieces created for her City & Guilds course with Gillian Cooper.



Container


Using screen printed fabrics from Leah Higgins's course



www.leahhiggins.co.uk

urban
studio
north

Lyn Weeks



Lyn is based in Australia and has been teaching herself breakdown printing using my book. Her finished quilt (above right) is called *Toward The Bridge*. Detail (above left) and her inspiration (left).

www.leahhiggins.co.uk

urban
studio
north

Lyn Weeks



Lyn was a student on the screen printing workshop I taught in Ballarat, Australia in April 2023. Here are some of the wonderful fabrics that she printed during the workshop.

www.leahhiggins.co.uk

urban
studio
north

Lynda Edwards



Box bag (design by Laura Kemshall).

www.leahhiggins.co.uk

urban
studio
north

Lynda Edwardes




Samples incorporating printed and dyed fabrics. Lynda attended my Introduction to Surface Design course and created her own stencils using a 'Scan N Cut' machine.

www.leahhiggins.co.uk

urban
studio
north

Lynda Edwardes



Samples incorporating printed and dyed fabrics.

www.leahhiggins.co.uk

urban
studio
north

Pat McBride



Journal quilts inspired by
Architecture and made using
breakdown printed fabrics.

www.leahhiggins.co.uk

urban
studio
north

Pat McBride



Palm House quilt using screen printed, breakdown printed and thermofax printed fabrics.

www.leahhiggins.co.uk

urban
studio
north

Pippa Wardman



Self Portrait
Breakdown printed fabric with
applique and hand stitch.

www.leahhiggins.co.uk

urban
studio
north



Thank you to everyone who sent me images.
And please keep sending me images of your
work so that I can add to this presentation!

www.leahhiggins.co.uk

urban
studio
north